

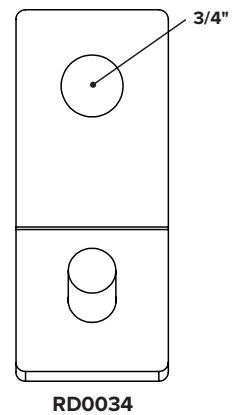
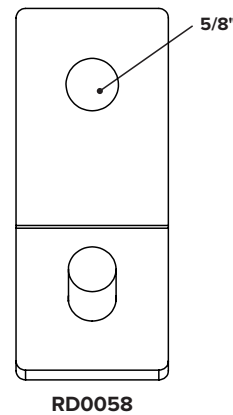
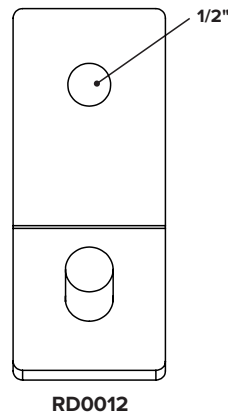
Part Number	Description
RD-UNI	(1/2", 5/8", 3/4") Universal Ground Rod Driver (Yellow)
RD0012	1/2" Diameter Ground Rod Driver (Blue)
RD0058	5/8" Diameter Ground Rod Driver (Red)
RD0034	3/4" Diameter Ground Rod Driver (Green)
RDSKT	Ground Rod Driver Socket (SDS-Max Shank)

For use with copper or copper clad ground rods.



Never use on or near energized lines.

CAUTION



How to Use

STEP 1

Insert the grounding rod through the corresponding hole into the Driver. Make sure grounding rod is vertical.

STEP 2

Insert grounding rod into the ground at a short distance.

STEP 3

Align Driver so that the stud is as vertical as possible.

STEP 4

Insert driver bit over stud. Actuate Hammer drill so it is pointing straight down, until Driver is a few inches off the ground.

STEP 5

Move Driver up along the rod and repeat the process until the rod is at the desired depth into the ground.

The last few inches of rod may have to be inserted into the ground using the ground rod driver socket(RDSKT) or a hammer.

